



Getting Around the 2021 SRM Annual Meeting

“ADD” Event to Your Schedule to Join It

To attend live events in the meeting, you must add them to your schedule.

Click on Schedule



February 15 - 18, 2021
SRM 2021 Annual Meeting

DAYS HOURS MINS SECS
5 11 58 3

Schedule

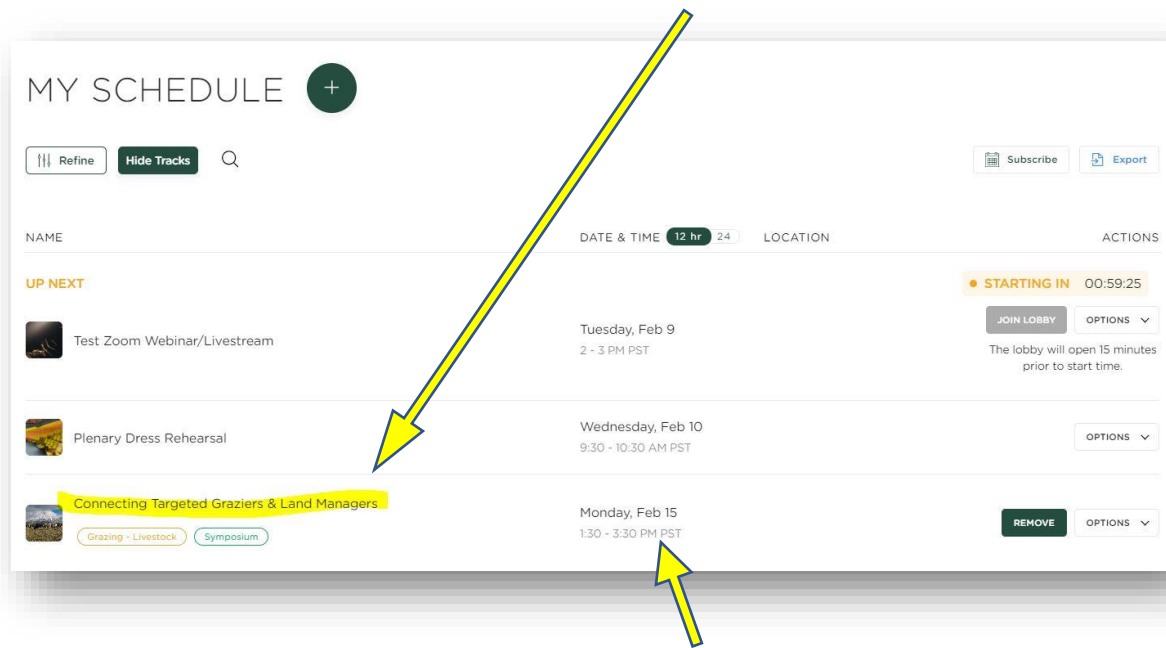
- My Schedule
- Full Schedule
- Plenary
- Symposium
- Workshop
- Global Rangelands
- SRM Focus

Choose the category of event you would like to attend

NAME	DATE & TIME 12 hr 24	LOCATION	ACTIONS
 Inside and outside the ranch gate: how do we conserve ranches and support stewardship? Plenary Q&A Plenary	Monday, Feb 15 12 - 1:30 PM PST		ADD OPTIONS ▼
 Adapt (or Succumb) To Climate Change on Rangelands Plenary Q&A Plenary	Tuesday, Feb 16 12 - 1:30 PM PST		ADD OPTIONS ▼

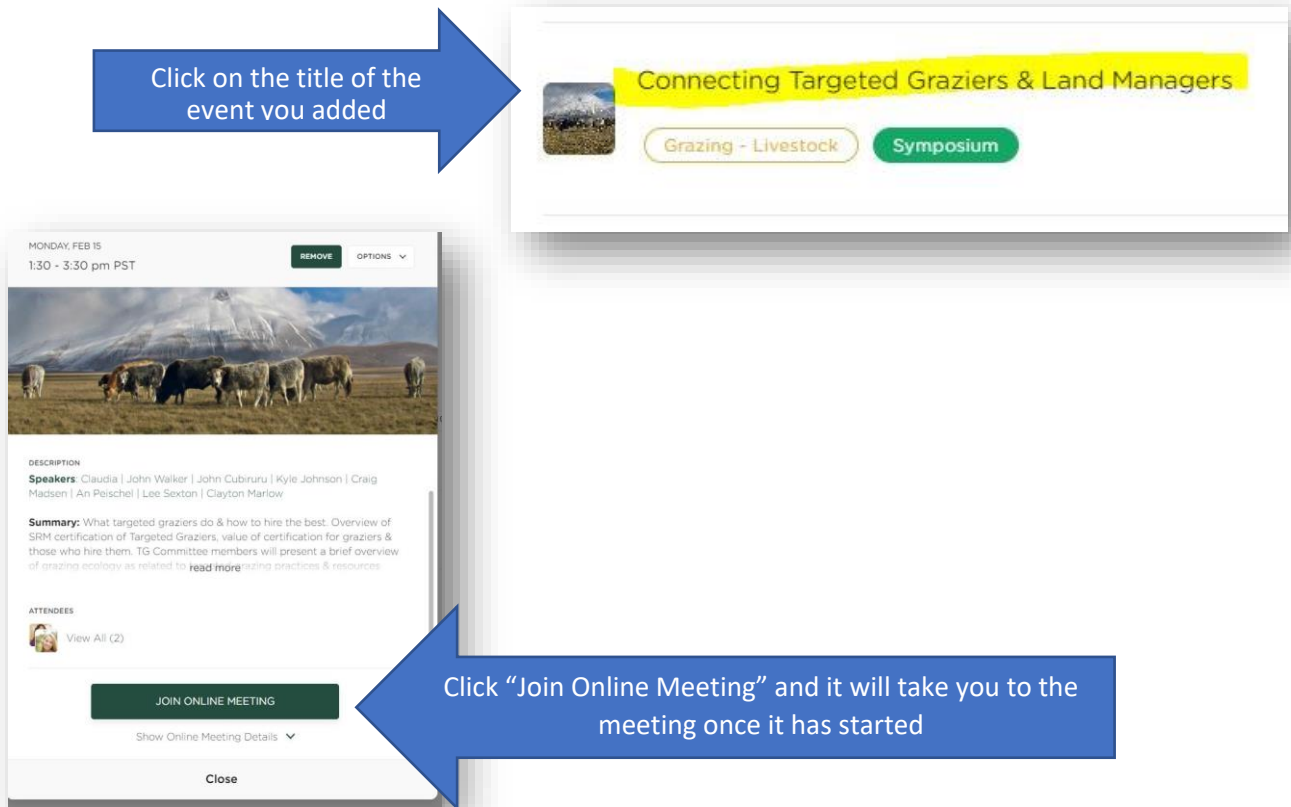
Click “ADD” to attend and event. This will ADD item to “My Schedule”

After you click “add”, the event will show up under “My Schedule”



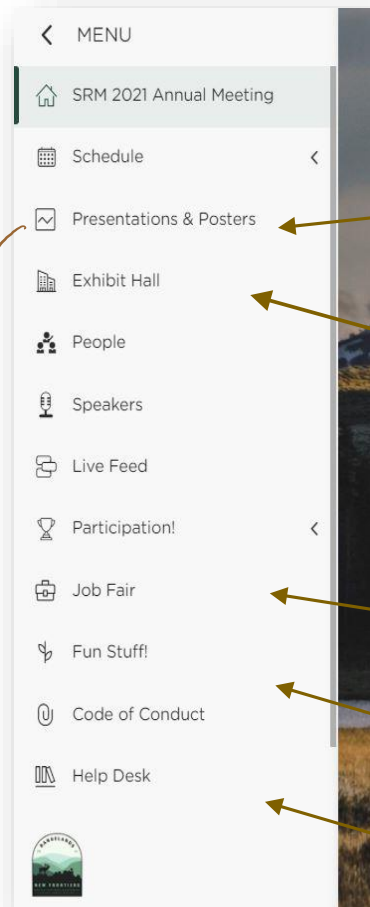
You are all set! You will be able to attend the event you added to your schedule on the day it is scheduled to happen. The date and time will be to the right of the event name.

How to attend events once you have ADDED it to your schedule



ther Navigation Tips

Find other options on the left side of your screen



Explore the **“Presentations and Posters”** and simply click on what you want to vie.

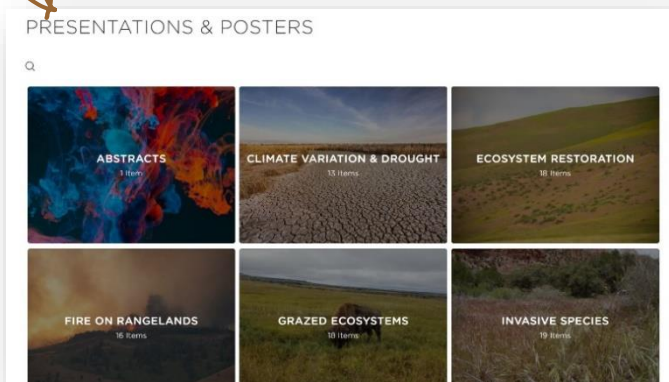
Visit the **Exhibit Hall**

See who else is in the meeting

Check out the **Job Fair**

Try some **Fun Stuff**

Help is a click a way



This is where you will find all the video presentations, abstracts, and posters. Click on any category to view the material.

Click on any presentation and it will bring you to video talk or poster

